

**Newtek Business Services Corp.
Nasdaq: NEWT
Enters into Agreement to Acquire
National Bank of New York City**

**Addendum to Investor Presentation
dated August 3, 2021**

August 5, 2021

**Barry Sloane
Founder, President & CEO
bsloane@newtekone.com
(212) 356-9550**

Note Regarding Forward-Looking Statements

The matters discussed in this Presentation, as well as in future oral and written statements by management of Newtek Business Services Corp., that are forward-looking statements, including statements regarding our ability to close the pending Acquisition, obtain required regulatory approvals for the pending Acquisition and obtain shareholder approval to withdraw our election as a BDC, as well as projections concerning the pending Acquisition, are based on current management expectations that involve substantial risks and uncertainties which could cause actual results to differ materially from the results expressed in, or implied by, these forward-looking statements. Forward-looking statements relate to future events or our future financial performance. We generally identify forward-looking statements by terminology such as “may,” “will,” “should,” “would,” “allows,” “outlook,” “seeks,” “desires,” “expects,” “plans,” “anticipates,” “could,” “intends,” “target,” “projects,” “contemplates,” “believes,” “estimates,” “predicts,” “potential” or “continue” or the negative of these terms or other similar expressions. Important assumptions include our ability to originate new investments, achieve certain margins and levels of profitability, the availability of additional capital, and the ability to maintain certain debt to asset ratios. In light of these and other uncertainties, the inclusion of a projection or forward-looking statement in this Presentation should not be regarded as a representation by us that our plans or objectives will be achieved. The forward-looking statements contained in this Presentation include statements as to: the pending Acquisition and the benefits thereof, our future operating results; our business prospects and the prospects of our portfolio companies; the impact of investments that we expect to make; the ability to maintain key personnel and hire new personnel; our ability to expand our product offering; our ability and that of our portfolio companies to achieve their objectives; our expected financings and investments; our regulatory structure and tax status; our ability to operate as a BDC and a RIC; the adequacy of our cash resources and working capital; the timing of cash flows, if any, from the operations of our portfolio companies; the timing, form and amount of any dividend distributions; the impact of fluctuations in interest rates on our business; the valuation of any investments in portfolio companies, particularly those having no liquid trading market; and our ability to recover unrealized losses. The following discussion should be read in conjunction with the section entitled “Risk Factors,” and our consolidated financial statements and related notes and other financial information appearing in our quarterly and annual reports filed with the U.S. Securities and Exchange Commission (“SEC”). We may not actually achieve the plans, intentions or expectations disclosed in forward-looking statements, and you should not place undue reliance on forward looking statements. Actual results or events could differ materially from the plans, intentions and expectations disclosed in forward-looking statements. We do not assume any obligations to update any forward-looking statement, whether as a result of new information, future events or otherwise, except as required by law.

In addition to factors previously disclosed in our reports filed with the SEC and those identified elsewhere in this Presentation, the following factors, among others, could cause actual results to differ materially from forward-looking statements or historical performance: our ability to obtain regulatory approvals (and the timing of such approvals) and meet other closing conditions to the Acquisition; modification or termination of certain businesses to comply with regulatory requirements; delay in closing the Acquisition; the occurrence of any event, change or other circumstance that could give rise to the right of one or both parties to terminate the Acquisition; the risk that any announcements relating to the proposed Acquisition could have adverse effects on the market price of our common stock; difficulties and delays in integrating the NBNYC business; diversion of management’s attention from ongoing business operations and opportunities; our ability to operate as a bank holding company and the increase in regulatory burden and compliance costs; the attractiveness of our banking products to our existing customer base and our ability to cross-sell; any change in our dividend payout due to no longer operating as a BDC and RIC.

These are representative of the factors that could affect the outcome of the forward-looking statements. In addition, such statements could be affected by general industry and market conditions and growth rates, general economic and political conditions, either nationally or in the states in which Newtek or NBNYC does business, including interest rate fluctuations, changes and trends in the securities markets and other factors.

Newtek and its directors, executive officers and certain other members of management may be deemed to be participants in the solicitation of proxies from the stockholders of Newtek in connection with the proposal to withdraw its election to be treated as a business development company (the “Proposal”). Information about the directors and executive officers of Newtek is set forth in its proxy statement for its 2021 annual meeting of stockholders, which was filed with the SEC on March 13, 2021. Information regarding the persons who may, under the rules of the SEC, be considered participants in the solicitation of Newtek’s stockholders in connection with the Proposal will be contained in the Proxy Statement when such document becomes available. This document may be obtained free of charge from the sources indicated above.

Special Note Regarding Projected Financial Information

- Projected financial information contained herein illustrates the potential effect of Newtek's acquisition of NBNYC on our financial position and results of operations based upon management's current assessment of Newtek's and NBNYC's respective historical financial positions and results of operations. Projected financial information for the combined businesses of Newtek and NBNYC is based on management's current estimates, assumptions and projections and has not been prepared in conformance with the applicable accounting requirements of Regulation S-X relating to pro forma financial information, and the required pro forma adjustments have not been applied and are not reflected therein. None of this information should be considered in isolation from, or as a substitute for, the historical financial statements of Newtek and NBNYC.
- Important risk factors could cause actual future results and other future events to differ materially from those currently estimated by management, including, but not limited to: the timing to consummate the proposed Acquisition; the risk that a condition to closing of the proposed Acquisition may not be satisfied; the risk that regulatory approvals that may be required for the proposed Acquisition, including but not limited to, the federal banking regulators and the SBA, is delayed, is not obtained or is obtained subject to conditions that are not anticipated or desirable; Newtek's ability to achieve the synergies and value creation contemplated by the proposed Acquisition; inability to obtain shareholder approval to withdraw our election to be a BDC; our status as a RIC; the diversion of management time on Acquisition-related issues; unanticipated increases in costs; and changes in Newtek's future cash requirements, capital requirements, results of operations, financial condition and/or cash flows.
- **Unaudited projected information is presented for illustrative purposes only and does not necessarily indicate the results of operations or the combined financial position that may result from Newtek's Acquisition of NBNYC.**

Anticipate A Well Capitalized Institution

Illustrative Bank Subsidiary and Consolidated Capital Summary at Closing

Newtek

Holding Company Level - Consolidated

TOTAL ASSETS	~\$1.4 billion	
TCE RATIO	~17.8%	$\left(\frac{\$213\text{mm}}{\$1,201\text{mm}} \right)$
TIER 1 LEVERAGE RATIO	~17.8%	$\left(\frac{\$213\text{mm}}{\$1,201\text{mm}} \right)$
CET1 RATIO	~21.5%	$\left(\frac{\$213\text{mm}}{\$992\text{mm}} \right)$
TOTAL CAPITAL RATIO	~22.8%	$\left(\frac{\$226\text{mm}}{\$992\text{mm}} \right)$

Newtek Bank & Trust

Banking Subsidiary

TOTAL ASSETS	~\$865 million	
TCE RATIO	~17.7%	$\left(\frac{\$153\text{mm}}{\$864\text{mm}} \right)$
TIER1 LEVERAGE RATIO	~17.7%	$\left(\frac{\$153\text{mm}}{\$864\text{mm}} \right)$
CET1 RATIO	~19.2%	$\left(\frac{\$153\text{mm}}{\$796\text{mm}} \right)$
TOTAL CAPITAL RATIO	~20.5%	$\left(\frac{\$163\text{mm}}{\$796\text{mm}} \right)$

Earnings Illustration - Consolidated NEWT in FHC Structure

	Profitability Targets		Stress Case: +100bs Cost of Deposits	
	FY 2022	FY 2023	FY 2022	FY 2023
ROAA	3.6 – 3.9%	5.2 – 5.4%	3.5 – 3.7%	4.9 – 5.1%
ROATCE	20 – 23%	28 – 32%	19 – 23%	27 – 31%
Cost of Funds	~2.0%	~1.4%	~2.4%	~2.0%
Deposits / Total Funding	~60%	~70%	~60%	~70%
After-tax Net Income	\$45 – \$50mm	\$77 – \$82mm	\$43 – \$48mm	\$73 – \$78mm
Earnings Per Share	\$2.00 – \$2.20	\$3.45 – \$3.65	\$1.90 – \$2.10	\$3.25 – \$3.45

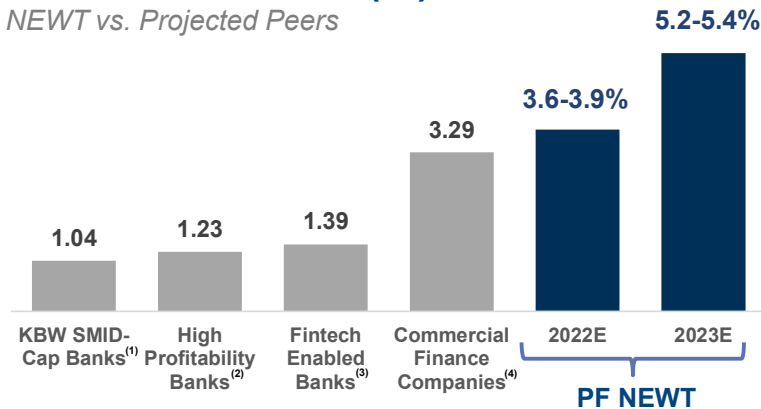
Earnings Illustration – Additional Detail

	Profitability Targets	
	FY 2022	FY 2023
Total Revenue <i>Bank Subsidiary</i>	\$123 – \$128mm	\$165 – \$170mm
Operating Expense <i>Bank Subsidiary</i>	\$72 – \$77mm	\$81 – \$86mm
Pre-tax Income <i>Bank Subsidiary</i>	\$33 – \$38mm	\$63 – \$67mm
<hr/>		
Total Revenue <i>Other Business Lines</i>	\$123 – \$128mm	\$150 – \$155mm
Operating Expense <i>Other Business Lines</i>	\$93 – \$98mm	\$105 – \$110mm
Pre-tax Income <i>Other Business Lines</i>	\$28 – \$32mm	\$44 – \$48mm

Peer Benchmarking Illustration

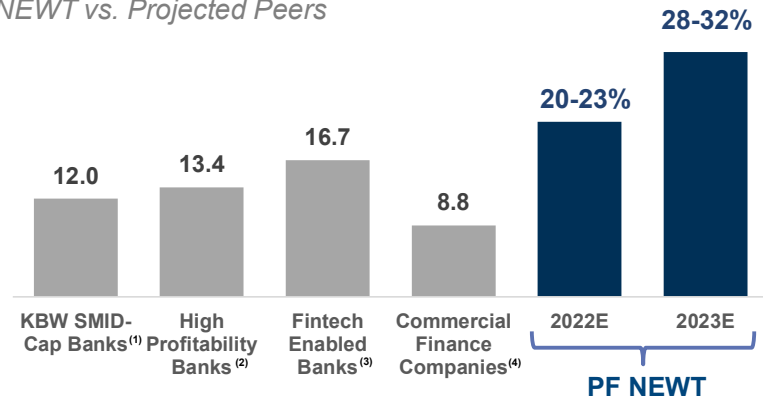
Est. 2022E ROAA (%)

NEWT vs. Projected Peers



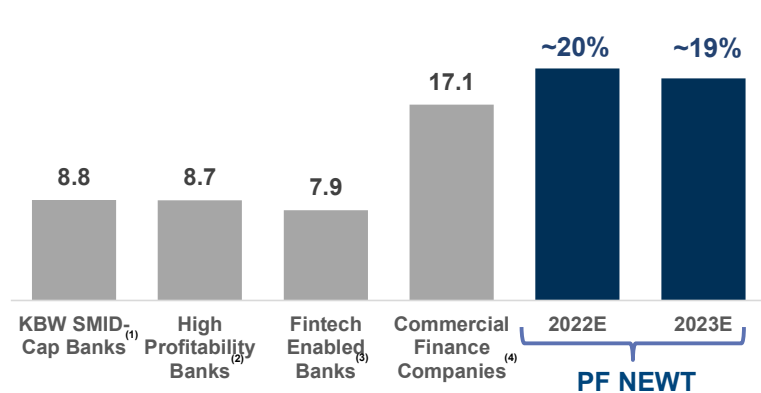
Est. 2022E ROATCE (%)

NEWT vs. Projected Peers



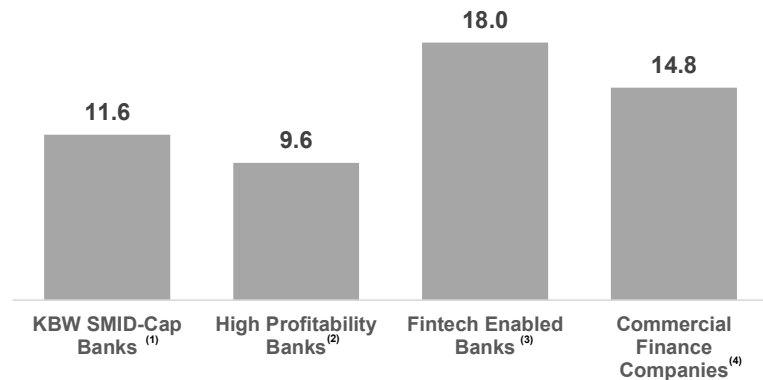
TCE Ratio (%)

NEWT vs. Projected Peers



Price / 2022E EPS (X)

Peer Levels



Source: S&P Global Market Intelligence, Factset

Market data as of 7/27/2021

1. Based on SMID-Cap Banks under KBW Research Coverage (defined by KBW Research)
2. Exchange traded banks and thrifts with assets between \$1 - \$5 billion and '22E ROTCE > 12.5%
3. Includes AX, CASH, LOB, SI, TBBK, TBK, GDOT and LC
4. Includes select U.S. based exchange traded Leasing & Commercial Finance, Sales Finance and Market Place Lenders

Illustrative Financial Data *(assumes closing date of December 31, 2021)*

<i>Dollars in Millions</i>	NEWT 12/31/21	De-BDC Conversion to C Corp. ①	NEWT as C Corp. 12/31/21	Adjusted NB NYC 12/31/21 ②	PAA and Merger Adjustments ③	Financing Adjustments ④	Pro Forma NEWT FHC 12/31/21
Total Assets	\$969	\$45	\$1,014	\$184	(\$24)	\$200	\$1,374
<i>Cash and Equivalents and Securities</i>	136	(14)	121	9	(24)	198	304
<i>Net Loans</i>	459	108	567	174	(2)	-	739
<i>Goodwill and Other Intangibles</i>	-	172	172	-	1	-	173
Total Liabilities	\$577	\$47	\$624	\$164	\$0	\$200	\$988
<i>Deposits</i>	-	-	-	151	-	50	201
<i>Borrowings</i>	539	35	574	12	-	150	736
Total Equity / Net Asset Value	\$392	(\$2)	\$390	\$20	(\$24)	\$0	\$386

BALANCE SHEET RATIOS:

BANK LEVEL

TE / TA	40.5%	25.9%	10.9%	17.8%	17.7%
Leverage Ratio		25.9%	10.9%	17.8%	17.7%
CET1 Ratio		27.5%	12.4%	21.5%	19.2%
Tier I Risk Based Ratio		27.5%	12.4%	21.5%	19.2%
Total Risk Based Ratio		28.8%	13.6%	22.8%	20.5%

- ① Adjustments from NEWT's current reporting methodology as a BDC to reporting as a C Corporation, including consolidation of all controlled subsidiaries and reallocation of fair market value of subsidiaries in excess of book value as goodwill
- ② NB NYC balance sheet after giving effect for the permitted dividend in excess of tangible common equity required at close of transaction
- ③ Impact of cash consideration paid, purchase accounting adjustments, and transaction related charges
- ④ Impact of certain financing activities, assumed to occur at close